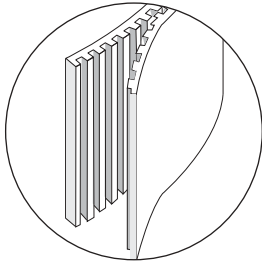


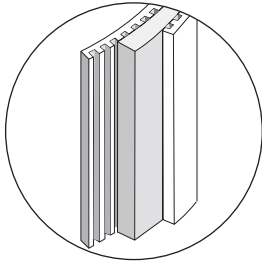
## Fabrication Techniques

# econoKORE

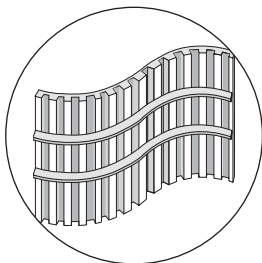
CURVES FOR LESS



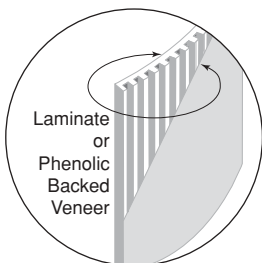
**Double Layer**  
Back To Back



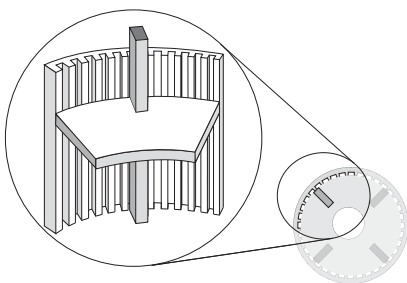
**Double Layer**  
Overlay With Other  
Bending Panels



**Single Layer**  
Free Standing-Shaping Ribs



**Single Layer**  
Free Standing-Laminate  
Both Sides



**Single Layer**  
Framework Construction

### Product Description

*econoKORE* is a highly flexible 2-ply product designed for use in numerous kinds of radius projects. It consists of a core of kerfed MDF with a High Density overlay.

### Product Characteristics

Normal application of *econoKORE* involves using standard fabricating techniques that are associated with 3/8" bending ply and other post-laminated bending materials. A flexible product that can be easily bent and attached to a ribbed frame by the use of nails, staples or glue.

### Attachment Methods

The kerfed core material can be formed and held in position with the use of most adhesives and staples when necessary. The use of horizontal ribs for attachment is preferred, as this will provide the best support to allow the material to achieve the smoothest radius possible.

### Laminating Methods

Face application can be achieved with any contact cement recommended for use with decorative laminates. When using contact adhesive, light to moderate pressure is adequate. Firm hand pressure or moderate pressure with a J-roller works well.

Use of PVA glue is also acceptable for attaching face material provided it can be used during or after forming the *econoKORE*. When using a PVA glue, make sure the glue is transferred to both materials and that adequate uniform pressure can be applied for the required amount of time. Horizontal or vertical laminate grades are recommended. As with any product, it is best to do a test on a small sample to determine how the materials will work together.

### Bending Capabilities

The recommended bending radius obtainable is approximately 6 inches. While a smaller radius may be obtainable, it is best to do a test before proceeding.

### Temperature Conditioning

*econoKORE* should be acclimated the same as the face materials that will be applied to it. If available, use the guidelines recommended by the face material manufacturer.

### Handling

Care should be taken in handling all materials. The size and weight may require two people. Be careful to pick up the material in such a manner as not to pinch fingers in the ribs. Try to not overflex the material or bend it past the recommended radius when handling.

### Storage

All products should be stored flat with the face material side facing up. Keep in a dry area, away from direct contact with the floor to allow for air circulation.

### Packaging

All sizes are packed for shipment in quantities of 60 sheets per skid.

### *econoKORE* Classifications and Dimensions

Item #	Panel Size	Thickness	wt/sf
EK25FB	4' x 8'	1/4"	1.0 lbs/sf
EK25FBX	8' x 4'	1/4"	1.0 lbs/sf
EK38FB	4' x 8'	3/8"	1.4 lbs/sf
EK38FBX	8' x 4'	3/8"	1.4 lbs/sf

Manufactured by:

**Interior Products, Inc.**

2630 Sidney Lanier Drive • Brunswick, GA 31525

800-637-3539 • www.interiorproducts.com • 912-262-9763 Fax